

20 Exeter, Yeovil, Westbury and Salisbury to London Waterloo



Train times

11 December 2022 to 20 May 2023

South Western
Railway

Your timetable

This timetable shows train services between **Exeter, Yeovil, Salisbury and London Waterloo**.

It also shows train services between:

- **Yeovil Pen Mill and London Waterloo via Castle Cary and Westbury** - see timetable **20A**
- **Yeovil Pen Mill and Weymouth** - see timetable **20B**.

Also connecting bus services between:

- **Axminster, Lyme Regis and Bridport** - see timetable **20C**
- **Axminster, Seaton and Beer** - see timetable **20D**
- **Honiton and Sidmouth** - see timetable **20E**
- **Yeovil Junction and Yeovil Pen Mill**- see timetable **20F**
- **Exeter St Davids and Exeter Airport**- see timetable **20G**.

Buy a ticket before you board

You need to buy a valid ticket before you get on your train. We know that most of our passengers do this before travelling, and we have a duty to those passengers to make sure no-one travels without paying. This is why we run a penalty fares scheme across most of our network.

If you travel without a valid ticket to or from a station within the penalty fares area, you may have to pay a penalty fare of £20 or twice the single fare to the next station your train stops at (whichever is higher). You will also have to buy a ticket for the rest of your journey.

We have a policy to, wherever possible, prosecute everyone who deliberately avoids paying.

Travel with Confidence

So that you can travel with confidence, we are: ventilating trains to refresh air, improving information about journeys and trains, and extensively cleaning trains and stations.

In crowded spaces, wear a face covering out of respect to others. Please be considerate of other passengers and rail staff.

Changes to train times

Network Rail need to do engineering work to maintain and improve the rail network. They do a lot of this work at weekends and during holiday periods, but they also need to do some work overnight during the week.

If we need to close rail lines so Network Rail can carry out work, buses will replace train services. We may also have to alter train services over a wider area.

Please check for any changes to train times before travelling at weekends, late in the evening or early in the morning.

Look for the 'Changes to train times' posters at stations, or visit our website at **southwesternrailway.com**.

Cycles on trains

The services in this timetable have limited room for cycles so we have had to apply some restrictions. The ▼ and ★ symbol, with train times printed in **blue**, show restricted trains. These restrictions are explained in the 'Guide to notes and symbols' section.

We will carry folding cycles on any train as long as they can be folded small enough to be carried safely in the luggage rack. Cycles are not allowed on buses that replace trains during engineering works.

No-smoking policy

For the comfort of all our customers, smoking and using e-cigarettes is not allowed on any part of our trains or stations.

You can smoke outside the station entrance or in our car parks.



Automated Delay Repay

We have introduced a new Automated Delay Repay (ADR) system that drastically cuts the time it takes to claim and receive compensation if your train is late.

ADR works for all customers who have bought Advance tickets or a Touch Smartcard season ticket from our website.

If you have a Touch Smartcard season ticket, you will need to touch in and out at the beginning and end of your journey, sign up for a Delay Repay account at

delayrepay.southwesternrailway.com and select 'Auto Delay Repay'. (The email addresses you use for 'My Account' and 'Delay Repay' must match.)

To find out more about Automated Delay Repay, visit:

southwesternrailway.com/contact-and-help/refunds-and-compensation/delay-repay/automated-delay-repay.

South Western Railway and Community Rail Partnerships

We are committed to working with Community Rail Partnerships (CRPs) across our network. CRPs are not-for-profit organisations that help to further connect the railway with the communities they serve. They work closely with SWR to promote healthy and sustainable travel, design projects which bring communities together, as well as support social and economic development. SWR is proud to provide core funding and support to 12 CRPs on our network.

Blackmore Vale CRP

Stations: Tisbury, Gillingham, Templecombe, Sherborne, Yeovil Junction and Crewkerne

The Blackmore Vale Line Community Rail Partnership is the local rail partnership, covering the stations of Tisbury, Gillingham, Templecombe, Sherborne, Yeovil Junction and Crewkerne on the West of England Line from London Waterloo to Exeter St Davids. Together with local people, station groups, businesses, and statutory and voluntary groups, the CRP promotes the area to prospective rail passengers and increases community involvement in its award-winning stations.

Find out more at **blackmorevaletrains.com**

Three Rivers Community Rail Partnership

Stations: Salisbury, Dean, Mottisfont & Dunbridge, Romsey, Millbrook, Redbridge, Southampton Central, St Denys, Swaythling, Southampton Airport, Eastleigh, Chandler's Ford, Bitterne, Woolston, Sholing, Netley, Hamble, Bursledon, Shawford and Winchester

Three Rivers aims to improve stations in the area of the rail routes that run alongside the main rivers between Salisbury, Winchester, Southampton and Bursledon – hence 'Three Rivers'. It is a group of local authorities, residents and the train industry, working to improve local stations, promote tourism, and train and bus service integration.

Find out more at threeriversrail.com/



South Wessex Community Rail Partnership

A new CRP that covers part of the Heart of Wessex Line – with a new name – South Wessex CRP. Covering the line running south of Westbury to Weymouth.

Devon & Cornwall Rail Partnership - East Devon Line

Stations: Axminster, Honiton, Feniton, Whimple, Cranbrook and Pinhoe

The first rail partnership in the country, formed in 1991, Devon and Cornwall RP has seen great success in the promotion and growth of services across that region. Their campaigns have won multiple national accolades including at the Community Rail Awards and the Rail Exec 'Most Interesting' Awards.

Find out more at dcrp.org.uk

SATURDAY

Exeter, Yeovil and Salisbury to Basingstoke, Woking and London Waterloo

Notes	▼	▼	▼	▼	▼	▼	▼	▼	J	▼	▼	▼	▼	▼	▼	▼	▼	▼	▼	▼	▼	▼	▼	▼	▼	▼			
Exeter St Davids	d					0510			0640	0725		0824		0925		1025		1125		1225		1325		1425		1525		1625	
Exeter Central	d					0514			0645	0729		0828		0930		1030		1130		1230		1330		1430		1530		1630	
Pinhoe	d					0519			0650	0733		0833		0934		1034		1134		1234		1334		1434		1534		1634	
Cranbrook	d					0523			0654	0738		0837		0940		1039		1139		1239		1339		1439		1539		1639	
Whimble	d					0528			0659	0743		0842		0945				1144				1344				1544			
Feniton	d					0534			0705			0847				1047				1247				1447			1647		
Honiton	d					0541	0620		0713	0755		0855		0955		1055		1155		1255		1355		1455		1555		1655	
Axminster	d					0552	0631		0724	0806		0906		1006		1106		1206		1306		1406		1506		1606		1706	
Crewkerne	d					0605	0644		0737	0819		0919		1019		1119		1219		1319		1419		1519		1619		1719	
Yeovil Pen Mill	d																												
Yeovil Junction	a					0614	0653		0746	0828		0928		1028		1128		1228		1328		1428		1528		1628		1728	
Yeovil Junction	d					0620	0654		0753	0829		0929	0953	1029		1129		1229		1329		1429		1529		1629		1729	
Yeovil Pen Mill	a																												
Sherborne	d					0626	0700		0759	0835		0935	0959	1035		1135		1235		1335		1435		1535		1635		1735	
Templecombe	d					0634	0708		0807	0843		0943	1007	1043		1143		1243		1343		1443		1543		1643		1743	
Gillingham (Dorset)	d					0642	0717		0817	0851		0951	1017	1051		1151		1251		1351		1451		1551		1651		1751	
Tisbury	d					0652	0727		0827	0901		1001	1027	1101		1201		1301		1401		1501		1601		1701		1801	
Salisbury	a					0707	0742		0842	0916		1016	1042	1116		1216		1317		1416		1516		1616		1716		1816	
Salisbury	d	0515	0547	0621	0646	0721	0746	0821	0847	0921	0947	1021	1047	1121	1147	1221	1247	1321	1347	1421	1447	1521	1547	1621	1647	1721	1747	1821	1847
Southampton Central	a					0755c	0828c		0934c	1003c		1103c	1134c	1204c		1303c		1403c		1503c		1603c		1703c		1803c		1903c	
Portsmouth Harbour	a					0849c	0951c			1051c			1151c	1251c		1351c		1452c		1551c		1651c		1751c		1851c		1951c	
Grateley	d	0527	0559		0659		0759		0859		0959		1059		1159		1259		1359		1459		1559		1659		1759		1859
Andover	d	0535	0606	0638	0706	0738	0806	0838	0906	0938	1006	1038	1106	1138	1206	1238	1306	1338	1406	1438	1506	1538	1606	1638	1706	1738	1806	1838	1906
Whitchurch (Hants)	d	0543	0614		0714		0814		0914		1014		1114		1214		1314		1414		1514		1614		1714		1814		1914
Overton	d	0549	0620		0720		0820		0920		1020		1120		1220		1320		1420		1520		1620		1720		1820		1920
Basingstoke	a	0558	0628	0655	0728	0757	0828	0855	0928	0955	1028	1055	1128	1155	1228	1255	1328	1355	1428	1455	1528	1555	1628	1655	1728	1755	1828	1855	1928
Reading	a	0646b	0706b	0757b	0821b	0851b	0907b	0948b	1020b	1050b	1106b	1156b	1220b	1250b	1306b	1351b	1420b	1450b	1506b	1551b	1620b	1650b	1706b	1750b	1823b	1850b	1906b	1951b	2023b
Woking	a	0618	0653	0716	0749	0816	0849	0915	0949	1015	1049	1115	1149	1215	1249	1315	1349	1415	1449	1515	1550	1615	1649	1715	1749	1815	1849	1915	1949
Clapham Junction	a	0638		0738	0822b	0837	0911b	0936	1011b	1036	1111b	1136	1211b	1236	1311b	1336	1411b	1436	1511b	1536	1612b	1636	1711b	1736	1811b	1836	1911b	1936	2011b
London Waterloo	a	0649	0719	0749	0819	0849	0919	0949	1019	1049	1119	1149	1219	1249	1319	1349	1419	1449	1519	1549	1619	1649	1719	1749	1819	1849	1919	1949	2019

Late night and weekend trains may be altered due to engineering works.

Please check at southwesternrailway.com before travelling.

For guide to notes and symbols see end of timetable.

SUNDAY

Exeter, Yeovil and Salisbury to Basingstoke, Woking and London Waterloo

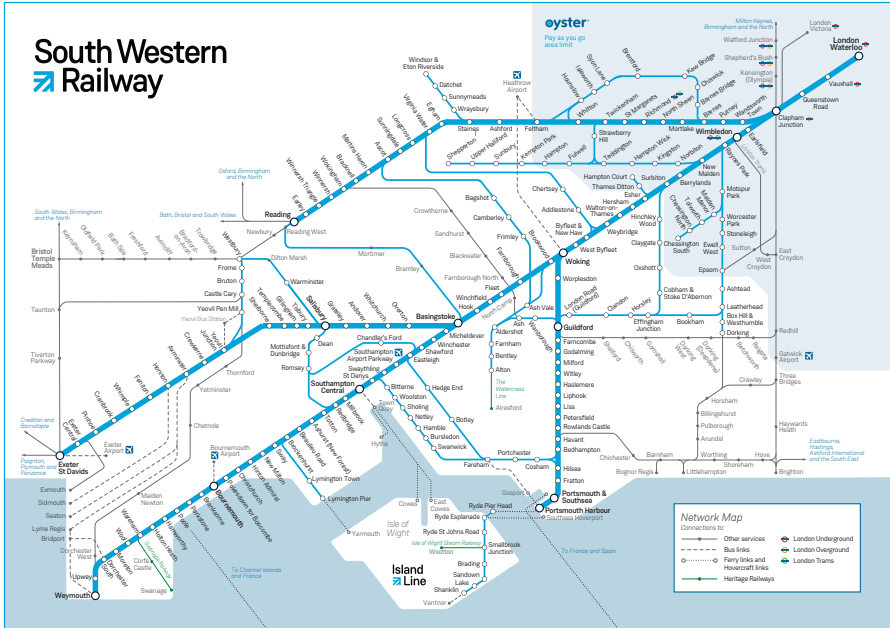
Notes	▼	▼	▼	▼	▼	▼	▼	▼	▼	▼	▼	▼	▼	▼	▼	▼	▼	▼	▼	▼	▼	▼	▼	▼	▼	▼			
Exeter St Davids	d								0824			0925		1025		1125		1225		1325		1425		1525		1625		1725	1825
Exeter Central	d								0828			0930		1030		1130		1230		1330		1430		1530		1630		1730	1830
Pinhoe	d								0835			0934		1034		1134		1234		1334		1434		1534		1634		1734	1834
Cranbrook	d								0840			0939		1039		1139		1239		1339		1439		1539		1639		1739	1839
Whimble	d											0944				1144				1344				1544				1744	
Feniton	d								0848					1047				1247				1447				1647		1847	
Honiton	d								0856			0955		1055		1155		1255		1355		1455		1555		1655		1755	1855
Axminster	d								0907			1006		1106		1206		1306		1406		1506		1606		1706		1806	1906
Crewkerne	d								0920			1019		1119		1219		1319		1419		1519		1619		1719		1819	1919
Yeovil Pen Mill	d																					1543							
Yeovil Junction	a								0929			1028		1128		1228		1328		1428		1528	1548	1628		1728		1828	1928
Yeovil Junction	d			0729		0829		0930		0946	1029		1129		1229		1329		1429		1529	1553	1629		1729		1829	1929	
Yeovil Pen Mill	a									0951																			
Sherborne	a			0735		0835		0936			1035		1135		1235		1335		1435		1535	1559	1635		1735		1835	1935	
Templecombe	d			0743		0843		0944			1043		1143		1243		1343		1443		1543	1607	1643		1743		1843	1943	
Gillingham (Dorset)	d			0751		0851		0952			1051		1151		1251		1351		1451		1551	1618	1651	1717	1751		1851	1951	
Tisbury	d			0801		0901		1002			1101		1201		1301		1401		1501		1601	1629	1701	1728	1801		1901	2001	
Salisbury	a			0816		0916		1016		1112	1116		1216		1316		1416		1516		1616	1643	1716	1742	1816		1916	2016	
Salisbury	d	0645	0727	0741	0827	0844	0927	0944	1027	1044	1127	1144	1227	1244	1327	1344	1427	1444	1527	1544	1627	1644	1727	1744	1827	1844	1927	2021	
Southampton Central	a				0945c		1045c		1102c		1202c		1305c		1403c		1505c		1605c		1703c		1806c	1846c	1902c		2001c	2101c	
Portsmouth Harbour	a								1151c		1251c		1351c		1451c		1551c		1651c		1751c		1852c	1952c		2050c	2149c		
Grateley	d		0739			0856		0956		1056		1156		1256		1356		1456		1556		1656		1756		1856		2033	
Andover	d	0702	0746	0758	0845	0903	0945	1003	1045	1103	1145	1203	1245	1303	1345	1403	1445	1503	1545	1603	1645	1704	1745	1803	1845	1903	1945	2040	
Whitchurch (Hants)	d		0754			0911		1011		1111		1211		1311		1411		1511		1611		1712		1811		1911		2048	
Overton	d		0800			0917		1017		1117		1217		1317		1417		1517		1617		1717		1817		1917		2054	
Basingstoke	a	0719	0808	0816	0902	0926	1003	1026	1103	1126	1203	1226	1303	1326	1403	1426	1503	1526	1603	1626	1703	1727	1803	1826	1903	1926	2003	2103	
Reading	a	0832b		0844		0947		1047		1147		1247		1347		1449		1547		1647		1832b		1906b		2032b	2106b	2232b	
Woking	a	0739	0828	0903b	0923	1002b	1024	1102b	1123	1203b	1223	1302b	1323	1402b	1423	1502b	1523	1553b	1623	1653b	1723	1753b	1823	1853b	1923	1953b	2023	2123	
Clapham Junction	a	0805	0856	0929b	0947	1029b	1044	1129b	1144	1227b	1243	1327b	1343	1427b	1443	1527b	1543	1614b	1643	1714b	1743	1810	1843	1908	1943	2010	2043	2143	
London Waterloo	a	0823	0912	0943b	1000	1043b	1057	1141b	1157	1237b	1254	1337b	1354	1437b	1454	1537b	1554	1624b	1654	1724b	1754	1819	1854	1917	1954	2019	2054	2154	

Late night and weekend trains may be altered due to engineering works.

Please check at southwesternrailway.com before travelling.

For guide to notes and symbols see end of timetable.

South Western Railway



Changing trains

Most journeys shown in this timetable are direct trains, shown in **bold type**. However, you may be able to make other journeys or reach your destination more quickly by changing trains. To help you find these alternative trains, we show them in *light italic type*. A letter against the time will show where you need to change trains – please check the ‘Notes’ section for an explanation of these letters.

Please allow plenty of time to change trains. At most stations you will need to allow at least five minutes. You will need longer at some stations, and this is shown in the ‘Station information’ table in this timetable. For example ⑩ means you should allow 10 minutes to change trains at this station.

MONDAY TO FRIDAY
London Waterloo, Woking and Basingstoke to Salisbury, Yeovil and Exeter

Notes				▼	▼	▼	▼ B	▼	▼	▼	▼ B	▼	▼	▼	▼	▼	▼	▼	▼	▼	▼	▼	▼ G★	▼ ★	▼ ★				
London Waterloo	d				0635	0710	0750	0820	0850	0920		1020		1120		1220		1320		1420		1520		1620	1650	1723	1753		
Clapham Junction	d				0642u	0717u	0757u	0828u		0927u		1027u		1127u		1227u		1327u		1427u		1527u		1627u	1657u				
Woking	d				0702	0736	0817	0846	0916	0946		1046		1146		1246		1346		1446		1546		1646u	1652b	1734b	1745b		
Reading	d				0640b	0657b	0800b	0823b	0859b	0932b		1032b	1052b	1132b		1232b	1252b	1332b		1432b	1505b	1532b		1607b	1652b	1715b	1757b		
Basingstoke	d				0724	0800	0838	0907	0938	1008	1038	1108	1137	1208	1238	1308	1338	1408	1438	1508	1538	1608	1638	1707	1738	1807	1838		
Overton	d				0733	0808	0846		0946		1046		1145		1246		1346		1446		1546		1646	1716	1746	1816	1847		
Whitchurch (Hants)	d				0738	0813	0851		0951		1051		1150		1251		1351		1451		1551		1651	1722	1751	1822	1852		
Andover	d				0746	0822	0900	0926	1002	1026	1100	1126	1159	1226	1300	1325	1400	1426	1500	1526	1600	1627	1700	1730	1800	1830	1900		
Grateley	d				0754	0830	0907		1010		1107		1206		1307		1407		1507		1607		1707	1738	1807	1838	1908		
Portsmouth Harbour	d				0601c		0721c		0823c		0923c		1023c		1123c		1223c		1323c		1423c		1523c		1623c		1723c		
Southampton Central	d			0533c	0647c		0810c	0837c	0911c		1011c	1037c	1110c	1137c	1211c		1311c		1411c	1437c	1511c		1609c	1637c	1711c	1737c	1810c	1840c	
Salisbury	a				0806	0843	0920	0943	1022	1043	1119	1143	1218	1243	1320	1344	1420	1444	1520	1545	1620	1644	1721	1750	1821	1850	1920		
Salisbury	d			0610	0738	0808	0847	0924	0947		1047	1124	1147	1222	1247		1347		1447	1525	1547		1647	1723	1754	1823	1854	1924	
Tisbury	d			0629	0757	0827	0906		1007		1106		1206		1306		1406		1506	1539	1607		1706	1737	1809	1837	1909	1938	
Gillingham (Dorset)	d			0551	0642	0811	0837a	0917	1018	1117	1217	1317	1417	1517	1548a	1618		1717	1752	1819	1852	1920	1954						
Templecombe	d			0558	0650	0819	0925	1025	1125	1225	1325	1425	1525	1625		1725	1800	1827	1859	1927	2001								
Sherborne	d			0606	0657	0826	0932	1033	1132	1232	1332	1432	1532	1633		1732	1807	1834	1907	1935	2009								
Yeovil Pen Mill	d										1255	1354															2030		
Yeovil Junction	a			0612	0703	0832	0938		1038		1138	1300	1238	1400	1338		1438		1538		1638		1738	1813	1840	1912	1940	2014	2035
Yeovil Junction	d			0615	0707	0839	0942		1041		1139		1239		1339		1439		1539		1639		1739		1841	1917	1941	2019	
Yeovil Pen Mill	a						1038																	1924		2026			
Crewkerne	d			0625	0716	0849	0951	1051	1149	1249	1349	1449	1549	1649	1749	1850	1951												
Axminster	d	0550	0657z	0737	0903	1006	1105	1203	1303	1403	1503	1603	1703	1804	1905	2005													
Honiton	d	0604	0712	0752	0916	1018	1118	1216	1316	1416	1515	1616	1717	1816	1918	2017													
Feniton	d	0610	0718	0758	0922	1023	1121						1421		1521		1722		1923										
Whimple	d	0615	0723	0803	0927		1126				1324		1526		1624		1722		1825							2025			
Cranbrook	d	0619	0728	0808	0931	1031	1130	1229	1328	1429	1530	1629	1730	1830	1931	2030													
Pinhoe	d	0623	0732	0813	0935	1035	1134	1233	1332	1433	1534	1633	1734	1834	1935	2034													
Exeter Central	a	0628	0737	0817	0940	1039	1139	1237	1337	1437	1539	1637	1738	1838	1939	2038													
Exeter St Davids	a	0632	0745	0822	0945	1043	1143	1242	1342	1442	1543	1642	1744	1849	1944	2042													

Late night and weekend trains may be altered due to engineering works.
Please check at southwesternrailway.com before travelling.

★ Passengers travelling with cycles may not join or leave services at stations with train times shown in blue.

For guide to notes and symbols see end of timetable.

SATURDAY

London Waterloo, Woking and Basingstoke to Salisbury, Yeovil and Exeter

Notes				▼	▼	▼	▼	▼ K	▼	▼	▼	▼	▼	▼	▼	▼	▼	▼	▼	▼	▼	▼	▼	▼	▼					
London Waterloo	d				0635	0710	0750	0820	0850	0920	0950	1020	1050	1120	1150	1220	1250	1320	1350	1420	1450	1520	1550	1620	1650	1720				
Clapham Junction	d				0642u	0717u	0757u	0827u	0857u	0927u	0957u	1028u	1057u	1127u	1157u	1227u	1257u	1327u	1357u	1427u	1457u	1527u	1557u	1627u	1657u	1727u				
Woking	d				0702	0736	0816	0846	0916	0946	1016	1046	1116	1146	1216	1246	1316	1346	1416	1446	1516	1546	1616	1646	1716	1746				
Reading	d				0637b	0707b	0732b	0807b	0852b	0909b	0938b	1007b	1105b		1138b	1208b	1305b		1338b	1407b	1452b	1507b	1537b	1607b	1652b	1707b				
Basingstoke	d				0723	0759	0838	0908	0938	1008	1038	1109	1138	1208	1238	1308	1338	1407	1438	1508	1537	1608	1638	1708	1738	1808				
Overton	d				0731	0808	0846		0946		1046		1146		1246		1346		1446		1545		1646		1746					
Whitchurch (Hants)	d				0736	0813	0851		0951		1051		1151		1251		1351		1451		1550		1651		1751					
Andover	d				0745	0822	0900	0926	1000	1026	1100	1127	1200	1226	1300	1326	1400	1426	1500	1526	1600	1626	1700	1726	1800	1826				
Grateley	d				0752	0830	0907		1007		1107		1207		1307		1407		1507		1607		1707		1807					
Portsmouth Harbour	d				0608c		0723c		0823c		0923c		1023c		1123c		1223c		1323c		1423c		1523c		1623c		1723c			
Southampton Central	d				0657c		0810c		0910c		1010c		1110c		1210c		1310c		1410c		1510c		1610c		1710c		1810c			
Salisbury	a				0805	0842	0920	0942	1020	1042	1120	1144	1220	1242	1320	1342	1420	1442	1520	1543	1620	1642	1720	1742	1820	1843				
Salisbury	d			0615	0747	0813	0847		0947		1047		1147		1247		1347		1447		1547		1647		1747		1847			
Tisbury	d			0629	0801	0832	0906		1006		1106		1206		1306		1406		1506		1606		1706		1806		1908			
Gillingham (Dorset)	d			0642	0814	0900	0917		1017		1117		1217		1317		1417		1517		1617		1717		1817		1919			
Templecombe	d			0650	0822	0907	0925		1025		1125		1225		1325		1425		1525		1625		1725		1825		1926			
Sherborne	d			0657	0829	0915	0932		1032		1132		1232		1332		1432		1532		1632		1732		1832		1934			
Yeovil Pen Mill	d																													
Yeovil Junction	a			0703	0835	0920	0938		1038		1138		1238		1338		1438		1538		1638		1738		1838		1939			
Yeovil Junction	d			0615	0707	0839		0939		1039		1139		1239		1339		1439		1539		1639		1739		1839		1941		
Yeovil Pen Mill	a																													
Crewkerne	d			0624	0716	0849		0949		1049		1149		1249		1349		1449		1549		1649		1749		1849		1950		
Axminster	d	0552	0657z	0738	0903		1003		1103		1203		1303		1403		1503		1603		1703		1803		1903		2005			
Honiton	d	0604	0712	0754	0916		1016		1116		1216		1316		1416		1516		1616		1716		1816		1916		2016			
Feniton	d	0610	0718	0800	0921		1021		1121		1221		1321		1421		1521		1621		1721		1821		1921		2023			
Whimple	d	0615	0723	0805	0926				1124				1324				1524				1724				1924					
Cranbrook	d	0619	0728	0809	0931		1029		1128		1229		1328		1429		1528		1629		1728		1829		1928		2030			
Pinhoe	d	0623	0732	0813	0935		1033		1132		1233		1332		1433		1532		1633		1732		1833		1932					
Exeter Central	a	0628	0737	0818	0939		1037		1137		1237		1337		1437		1537		1637		1737		1837		1937		2037			
Exeter St Davids	a	0632	0743	0823	0943		1042		1142		1242		1342		1442		1542		1643		1742		1841		1942		2042			

Late night and weekend trains may be altered due to engineering works.

Please check at southwesternrailway.com before travelling.

For guide to notes and symbols see end of timetable.

SUNDAY

London Waterloo, Woking and Basingstoke to Salisbury, Yeovil and Exeter

Notes		▼	▼	▼	▼	▼	▼	▼	▼	▼	▼	▼	▼	▼	▼	▼	▼	▼	▼	▼	▼	▼	▼	▼	▼	▼			
London Waterloo	d			0815	0835b	0915	0935b	1015	1035b	1115	1135b	1215	1235b	1315	1335b	1415	1435b	1520	1535c	1620	1635c	1720	1745	1820	1845	1920	1945	2020	2045
Clapham Junction	d			0823u	0845b	0924u	0945b	1023u	1045b	1123u	1145b	1223u	1242b	1323u	1342b	1423u	1442b	1527u	1542c	1627u	1642c	1727u	1753u	1827u	1853u	1927u	1953u	2027u	2053u
Woking	d			0846	0907b	0946	1007b	1046	1107b	1146	1207b	1246	1307b	1345	1407b	1446	1507b	1546	1607c	1646	1707c	1746	1813	1846	1913	1946	2013	2046	2114
Reading	d			0737b	0912		1012		1112		1212		1312		1412		1512		1612		1712		1752b		1837b		1952b		2052b
Basingstoke	d		0804	0907	0933	1007	1033	1107	1131	1207	1231	1307	1331	1407	1431	1507	1531	1607	1631	1707	1731	1807	1834	1907	1934	2007	2034	2107	2135
Overton	d		0812		0942		1042		1140		1240		1340		1440		1540		1640		1739		1843		1943		2043		2143
Whitchurch (Hants)	d		0817		0947		1047		1145		1245		1345		1445		1545		1645		1744		1848		1948		2048		2148
Andover	d		0826	0924	0957	1026	1057	1125	1154	1224	1254	1325	1354	1424	1453	1524	1553	1625	1654	1724	1753	1825	1856	1925	1956	2025	2056	2126	2157
Grateley	d		0833		1005		1105		1201		1301		1401		1501		1601		1701		1800		1905		2005		2105		2205
Portsmouth Harbour	d					0908c		1001v		1108c		1208c		1308c		1408c		1508c		1608c		1708c		1808c		1908c		2008c	
Southampton Central	d					0957c		1057c		1157c		1257c	1310c	1357c		1457c	1510c	1557c		1657c		1757c		1857c		1957c		2058c	
Salisbury	a		0846	0941	1018	1043	1118	1142	1214	1242	1314	1343	1414	1442	1514	1540	1613	1646	1715	1742	1815	1842	1917	1943	2017	2042	2117	2143	2217
Salisbury	d	0654	0847	0947		1047		1147		1247		1347	1419	1447		1547	1614	1647		1747		1847		1947		2047		2147	
Tisbury	d	0706	0906	1007		1106		1206		1306		1406	1433	1506		1606	1633	1706		1806		1906		2006		2106		2207	
Gillingham (Dorset)	d	0717	0917	1018		1117		1217		1317		1417	1451	1517		1617	1643a	1717		1817		1917		2017		2117		2218	
Templecombe	d	0725	0925	1025		1125		1225		1325		1425	1458	1525		1625		1725		1825		1925		2025		2125		2225	
Sherborne	d	0732	0932	1033		1132		1232		1332		1432	1506	1532		1632		1732		1832		1932		2032		2132		2233	
Yeovil Pen Mill	d																												
Yeovil Junction	a	0738	0938	1038		1138		1238		1338		1438	1511	1538		1638		1738		1838		1938		2038		2138		2238	
Yeovil Junction	d	0739	0939	1039		1139		1239		1339		1439	1516	1539		1639		1739		1839		1940		2039		2139			
Yeovil Pen Mill	a											1521																	
Crewkerne	d	0749	0949	1049		1149		1249		1349		1449		1549		1649		1749		1849		1950		2049		2149			
Axminster	d	0804	1003	1103		1203		1303		1403		1503		1603		1703		1803		1903		2004		2103		2204			
Honiton	d	0817	1016	1116		1216		1316		1416		1516		1616		1716		1816		1916		2017		2117		2217			
Feniton	d	0822	1021			1221				1421				1621				1821				2022				2221			
Whimple	d	0827	1026	1124				1324				1524				1724				1924				2125		2227			
Cranbrook	d	0832	1031	1128		1229		1328		1429		1528		1629		1728		1829		1928		2030		2128		2232			
Pinhoe	d	0836	1035	1132		1233		1332		1433		1532		1633		1732		1833		1932		2034		2132		2236			
Exeter Central	a	0842	1039	1137		1237		1337		1437		1537		1637		1737		1837		1937		2038		2138		2240			
Exeter St Davids	a	0847	1044	1142		1243		1343		1442		1542		1642		1746		1842		1942		2043		2143		2244			

Late night and weekend trains may be altered due to engineering works.

Please check at southwesternrailway.com before travelling.

For guide to notes and symbols see end of timetable.

GUIDE TO NOTES AND SYMBOLS

First Class accommodation also available on all trains shown in **bold type** except GWR services.

B Runs via Westbury - see table 20A.

C Also has portion from Frome - see table 20A.

G Continues to Castle Cary, Bruton, Frome and Westbury - see table 20A.

H Continues to Castle Cary, Bruton, Frome, Westbury and Salisbury. - see table 20A.

J Also has portion from Castle Cary - see table 20A.

K To Frome - see table 20A.

FX Service does **not** run on Friday.

FO Service runs on Friday only.

GW Operated by Great Western Railway. Standard class ONLY.

 Train attaches to another.

a Arrival time.

b Change at Basingstoke.

c Change at Salisbury.

d Departure time.

n Arrives Honiton at 2316.

s Stops to let passengers leave the train only.

All services shown in **bold type** are operated by South Western Railway except where shown.

u Stops to let passengers join the train only.

v Change at Fratton and Salisbury.

z Arrives Axminster at 0644.

▼ Cycles only carried with advance reservation.


★ Passengers travelling with cycles may not join or leave services at stations with train times shown in blue.

← Woking - Railair coach link between Woking station and Heathrow Airport. Visit firstbus.co.uk/railair for details.

⊖ Interchange for London Underground. Visit tfl.gov.uk for details.

 Car Park.


⑦ Minimum connection time where different from the standard five minutes.

 Interchange for high-speed catamaran to Ryde, Isle of Wight.

Shipping services operated by Wightlink Ltd, Isle of Wight Ferries, P.O. Box 59, Portsmouth, PO1 2XB.

Telephone **0333 999 7333** (calls charged at local rate) or visit wightlink.co.uk

Also change at Portsmouth Harbour for the Gosport Ferry. Visit gosportferry.co.uk

 Station for Southampton City Centre and the Docks. Also buses for Red Funnel Ferries to Cowes, Isle of Wight, (redfunnel.co.uk) and the Hythe ferry (hytheferry.co.uk).

Cycle reservations

A cycle space must be reserved in advance when a ▼ symbol appears above the train.































Cycles on trains - Monday to Friday

At peak times the following restrictions apply in the area bounded by Reading, Hook, Alton, Guildford and Dorking.

Passengers travelling with cycles may not join or leave services timed to arrive at London Waterloo between 0715 and 1000 inclusive or timed to depart London Waterloo between 1645 and 1900 inclusive.

STATION INFORMATION

See notes for explanation of symbols.

Exeter St Davids		
Exeter Central		
Pinhoe		
Cranbrook		
Whimple		
Feniton		
Honiton		
Axminster		
Crewkerne		
Yeovil Junction		
Sherborne		
Templecombe		
Gillingham (Dorset)		
Tisbury		
Salisbury		
Southampton Central		
Portsmouth Harbour		
Grateley		
Andover		
Whitchurch (Hants)		
Overton		
Basingstoke		
Reading		
Woking		
Clapham Junction		
London Waterloo		

MONDAY TO FRIDAY

	Notes	0▼ ★	0▼	0▼ J	0▼ J	0▼ L	0▼ J													
Yeovil Pen Mill	d	0655	1044	1324	1500	1926	2152													
Castle Cary	d	0710	1106	1339	1514	1940	2220													
Bruton	d	0715	1111	1344	1519	1945	2225													
Frome	d	0727	1124	1356	1531	1957	2245													
Westbury	d	0740	1139	1413	1544	2006a	2314													
Warminster	d	0748	1148	1423	1552		2322													
Salisbury	a	0812	1209	1443	1612		2342													
Salisbury	d	0815	1221	1447	1621															
Grateley	a	0827		1459																
Andover	a	0834	1237	1505	1637															
Whitchurch (Hants)	a	0843		1514																
Overton	a	0849		1520																
Basingstoke	a	0858	1255	1528	1655															
Woking	a	0918	1315	1550	1716															
Clapham Junction	a	0938	1336	1612e	1737															
London Waterloo	a	0951	1349	1618	1751															

STATION INFORMATION

For a guide to notes and symbols, see next page.

Yeovil Pen Mill	P	
Castle Cary	P	
Bruton	P	
Frome	P	
Westbury	P	
Warminster	P	
Salisbury	P	
Grateley	P	
Andover	P	
Whitchurch	P	
Overton	P	
Basingstoke	P	
Woking	P	←
Clapham Junction		10
London Waterloo	⊖	15

For the complete service between Salisbury, Andover and London Waterloo, also trains from Yeovil Junction, please see earlier pages.

For details of the complete service between Westbury and Salisbury, also Yeovil Pen Mill to Westbury and Weymouth, please see Great Western Railway publicity.

★ Passengers travelling with cycles may not join or leave services at stations with train times shown in blue.

Late night and weekend trains may be altered due to engineering works.

Please check at southwesternrailway.com before travelling.

SATURDAY

	Notes	▼	▼	■									
Yeovil Pen Mill	d												
Castle Cary	d	0736											
Bruton	d	0741											
Frome	d	0754	1130										
Westbury	d	0810	1143	2312									
Warminster	d	0818	1150	2319									
Salisbury	a	0838	1211	2340									
Salisbury	d	0847	1221										
Grateley	a	0859											
Andover	a	0905	1237										
Whitchurch (Hants)	a	0914											
Overton	a	0920											
Basingstoke	a	0928	1255										
Woking	a	0949	1315										
Clapham Junction	a	1011e	1336										
London Waterloo	a	1019	1349										

SUNDAY

▼													
J													
0953													
1007													
1012													
1024													
1043													
1051													
1112													
1127													
1143													
1203													
1223													
1243													
1254													

NOTES TO THIS TABLE

- J From Yeovil Junction..
- L From London Waterloo via Sherborne and Yeovil Junction (see main timetable).
- a Arrival time.
- d Departure time.
- e Change at Basingstoke.
- First Class accommodation also available.
- ▼ Cycles only carried with advance reservation.
- ← Woking - Railair coach link between Woking station and Heathrow Airport. Visit firstbus.co.uk/railair for details.
- ⊖ Interchange for London Underground. Visit tfl.gov.uk for details.
- Ⓟ Car Park.
- ⌚ Minimum connection time where different from the standard five minutes.
- ★ Passengers travelling with cycles may not join or leave services at stations with train times shown in blue.

For the complete service between Salisbury, Andover and London Waterloo, also trains from Yeovil Junction, please see earlier pages.

For details of the complete service between Westbury and Salisbury, also Yeovil Pen Mill to Westbury and Weymouth, please see Great Western Railway publicity.

Late night and weekend trains may be altered due to engineering works. Please check at southwesternrailway.com before travelling.

MONDAY TO FRIDAY

	Notes	0▼	0▼ V	0▼ V																
London Waterloo	d	0750	0920e	1020e																
Clapham Junction	d	0757u	0927e	1027e																
Woking	d	0817	0946e	1046e																
Basingstoke	d	0838	1038	1137																
Overton	d	0846	1046	1145																
Whitchurch (Hants)	d	0851	1051	1150																
Andover	d	0900	1100	1159																
Grateley	d	0907	1107	1206																
Salisbury	a	0920	1119	1218																
Salisbury	d	0924	1124	1222																
Warminster	a	0943	1143	1242																
Westbury	a	0952	1152	1251																
Frome	a	1005	1215	1312																
Bruton	a	1016	1232	1330																
Castle Cary	a	1021	1237	1335																
Yeovil Pen Mill	a	1038	1253	1352																

STATION INFORMATION

For a guide to notes and symbols, see next page.

London Waterloo	⊖	15
Clapham Junction		10
Woking	P	←
Basingstoke	P	
Overton	P	
Whitchurch	P	
Andover	P	
Grateley	P	
Salisbury	P	
Warminster	P	
Westbury	P	
Frome	P	
Bruton	P	
Castle Cary	P	
Yeovil Pen Mill	P	

For the complete service between London Waterloo, Andover and Salisbury, also trains to Yeovil Junction, please see earlier pages.

For details of the complete service between Salisbury and Westbury, also Weymouth and Westbury to Yeovil Pen Mill, please see Great Western Railway publicity.

Late night and weekend trains may be altered due to engineering works.

Please check at southwesternrailway.com before travelling.

20B Yeovil Pen Mill - Weymouth

MONDAY TO FRIDAY

	Notes									
Yeovil Pen Mill	d	0735	1013	1113	1314	1619	1820	1917	2223	
Dorchester West	d	0810	1047	1153	1353	1653	1854	1951	2257	
Upwey	d	0817	1055	1202	1401	1701	1901	1958	2304	
Weymouth	a	0823	1100	1207	1406	1706	1906	2003	2309	

SATURDAY

0730	1009	1111	1311	1611	1920	2219				
0804	1043	1153	1354	1653	1954	2253				
0813	1051	1202	1403	1702	2002	2302				
0818	1056	1208	1408	1708	2009	2307				

SUNDAY

		A			
0947	1103	1313	1502	1917	2220
1029	1141	1347	1537	1951	2254
1037	1149	1354	1545	1958	2301
1042	1154	1359	1551	2003	2306

20B Weymouth - Yeovil Pen Mill

MONDAY TO FRIDAY

	Notes									
Weymouth	d	0526	0642	0850	1111	1311	1455	1730	2015	
Upwey	d	0531	0647	0855	1116	1316	1500	1735	2020	
Dorchester West	d	0539	0655	0903	1125	1325	1508	1743	2028	
Yeovil Pen Mill	a	0614	0728	0936	1200	1400	1548	1816	2101	

SATURDAY

0638	0846	1110	1310	1455	1728	2020				
0643	0851	1115	1315	1500	1733	2025				
0651	0859	1124	1323	1508	1741	2033				
0726	0934	1159	1358	1543	1816	2108				

SUNDAY

A					
0801	1101	1410	1610	1753	2010
0806	1106	1415	1615	1758	2015
0814	1115	1423	1623	1806	2023
0849	1151	1458	1656	1839	2056

NOTES

Operated by Great Western Railway.

For details of seat and cycle reservation requirements and also catering facilities, please refer to Great Western Railway publications.

A Runs from 2 April 2023.

a Arrival time.

d Departure time.

STATION INFORMATION

For a guide to notes and symbols, see end of main timetable.

Yeovil Pen Mill		P	
Dorchester West			
Upwey		P	S
Weymouth		P	S

Late night and weekend trains may be altered due to engineering works.

MONDAY TO SATURDAY

<i>Notes</i>										SO	SX	SO	SX	SO	SX	SO	SX				
Honiton Rail Station	d	0808	0928	1028	1128	1228	1328	1428	1528	1628	1633	1728	1748	1828	1843	1928	1943				
Sidmouth Triangle	a	0843	1003	1103	1203	1303	1403	1503	1603	1703	1708	1801	1821	1903	1916	2001	2016				

<i>Notes</i>		SO	SX	SO	SX	SO					SX	SO	SO	SX	SO	SX	SO	SX			
Sidmouth Triangle	d	0729	0730	0850	0942	0950	1049b	1149b	1249b	1349b	1449b	1549	1550	1650	1709	1750	1804	1850	1904		
Honiton Rail Station	a	0808	0808	0928	1028	1028	1128	1228	1328	1428	1528	1633	1628	1728	1748	1828	1843	1928	1943		

NOTES

- a - Arrival time.
- b - departs 1 minutes later on Saturdays.
- d - Departure time.

- SX - Does NOT RUN on Saturdays.
- SO - Runs Saturdays ONLY.

SUNDAY

1128	1628		The Sunday service will also run on Public Holidays.
1205	1705		
1215	1715		
1248	1748		

Visit us at southwesternrailway.com

- Buying tickets online
- Live train information
- Train times
- Special offers and days out
- Plan your journey
- Latest news

Customer Service Centre

0345 6000 650

Monday to Friday 0800 - 2000

Saturday 0900 - 1800

Sunday 0900 - 1600

Our UK based team are available for:

- Comments and suggestions

Assisted Travel

0800 5282 100

Text relay 18001 0800 5282 100

A freephone service open 24 hours for older and disabled customers.

We recommend booking assistance **2 hours in advance**.

National Rail Enquiries

03457 48 49 50

Train times, fares and rail information.

Free travel alerts

southwesternrailway.com/alerts

Keeping our registered customers up-to-date with their service running information, delays and alterations.

Twitter [@SW_Help](https://twitter.com/SW_Help)

Follow South Western Railway on Twitter and be the first to know what's happening on our network.

Facebook Facebook.com/SWRailway

Providing South Western Railway network information and details of our latest offers.

First MTR South Western Trains Limited (trading as South Western Railway) accepts no liability for any inaccuracy in the information contained in this timetable which is subject to alteration.

First MTR South Western Trains Limited. Registered in England and Wales 07900320.

Registered office: 8th Floor, The Point, 37 North Wharf Road, London W2 1AF.

A First and MTR company.

South Western
 **Railway**

PTT20 12 2022



Please Recycle